



Noviomagus

Revision Meshes

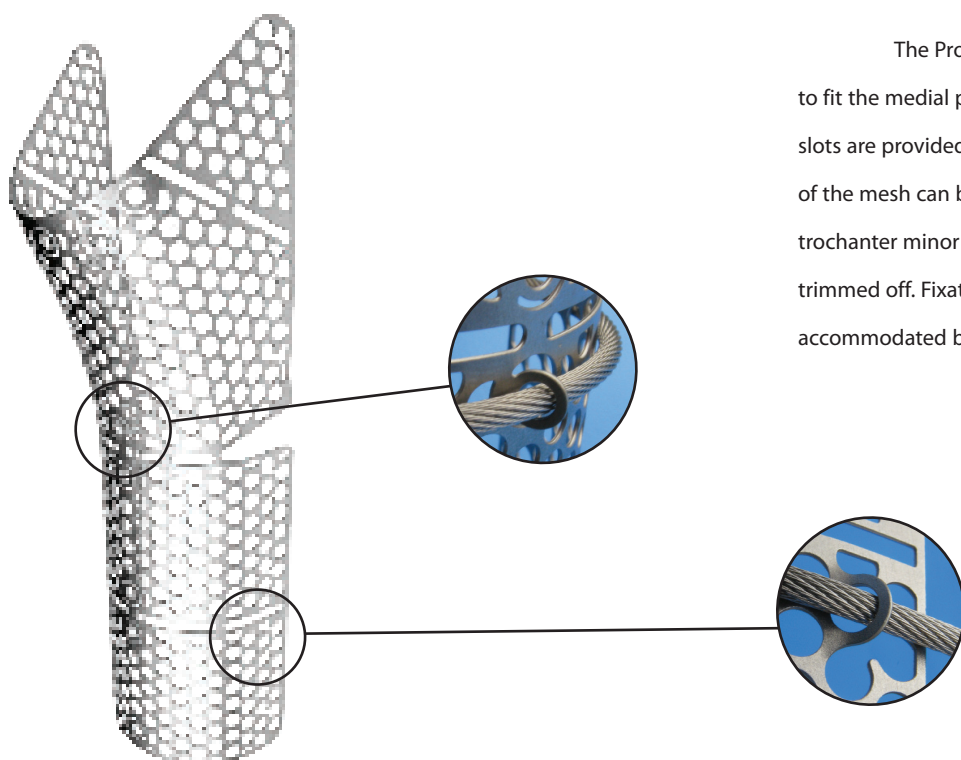


Improved bone graft containment

Bone graft containment

The Noviomagus Revision Meshes are a series of 0.5 mm thick sterile stainless steel meshes specifically designed for containment of bone graft during bone impaction grafting procedures. These innovative implants are anatomically shaped to fit acetabulum and proximal femur easily. All meshes can be bent and cut down to any appropriate size during surgery. The perforated structure guarantees bony ingrowth and provides the mesh with multiple fixation holes for 3.5 mm screws. The optimized design improves bone graft containment and reduces surgery time.


Proximal Femur Mesh



The Proximal Femur mesh is especially designed to fit the medial proximal part of the femur. Various slots are provided to ease trimming of the mesh. Parts of the mesh can be applied on smaller defects. If the trochanter minor is intact the proximal flap can be trimmed off. Fixation with cerclage wire or cable is accommodated by elevatable wire loops.



Medial Wall Mesh

The Medial Wall mesh covers defects of the medial acetabular wall in order to prevent bone graft protrusion. To meet the individual anatomy of the patient, the diameter of the mesh and the length of the flaps are easy to adapt during surgery. Trimming of flaps is accommodated by strategically located slots.



Rim Mesh

Two sizes of Rim mesh are available to reconstruct the superior rim of the acetabulum. Extra stability is incorporated to minimize the need for screw fixation at the hard to reach postero-inferior part of the rim. The antro-superior side of the mesh is bendable to meet the anatomic shape of the iliac bone.



Universal Flat Mesh

This Universal Flat mesh can be bent and cut in any shape desired. Slots are provided to ease size reduction. Elevatable loops accommodate wire or cable fixation.

Advanced benefits

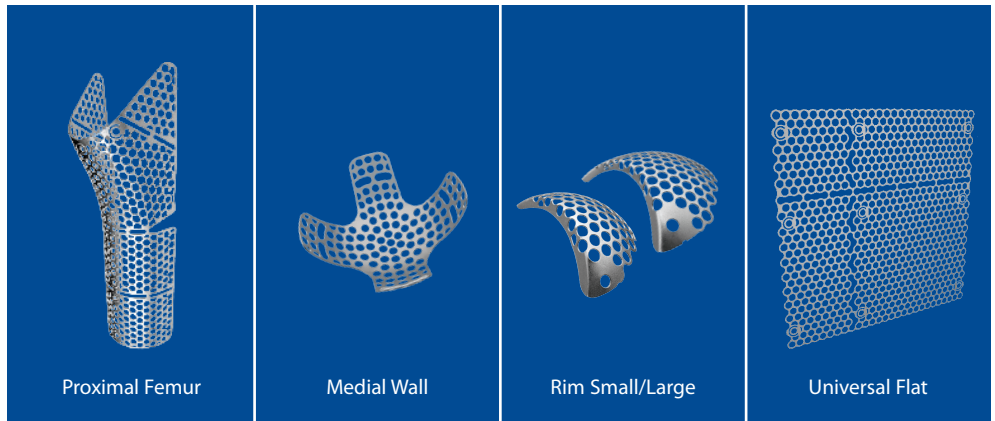
- First class sterile implant
- Anatomical shape
- Bends easily to meet individual patient anatomy
- Trimming slots on strategic positions
- Extra stiffness at the postero-inferior part of the rim
- Fixation holes for 3.5 mm screws at any desired position
- Elevatable loops for wire or cable fixation
- Reduction of surgery time

Improved bone graft containment

Ordering information

Noviomagus Revision Meshes

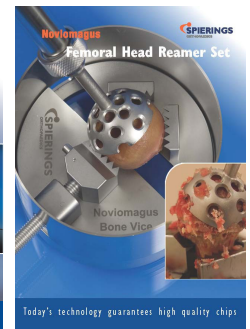
Proximal Femur	NRM-0906-PF
Medial Wall	NRM-0906-MW
Rim Small	NRM-0906-RS
Rim Large	NRM-0906-RL
Universal Flat	NRM-0906-UF



Bone Screw for Noviomagus Revision Mesh sterile Ø3.5x10mm	NRM-1101-10
Bone Screw for Noviomagus Revision Mesh sterile Ø3.5x15mm	NRM-1101-15
Bone Screw for Noviomagus Revision Mesh sterile Ø3.5x20mm	NRM-1101-20
Bone Screw for Noviomagus Revision Mesh sterile Ø3.5x25mm	NRM-1101-25
Bone Screw for Noviomagus Revision Mesh sterile Ø3.5x30mm	NRM-1101-30
Bone Screw for Noviomagus Revision Mesh sterile Ø3.5x35mm	NRM-1101-35
Bone Screw for Noviomagus Revision Mesh non sterile Ø3.5x10mm	NRM-1101-10
Bone Screw for Noviomagus Revision Mesh non sterile Ø3.5x15mm	NRM-1101-15
Bone Screw for Noviomagus Revision Mesh non sterile Ø3.5x20mm	NRM-1101-20
Bone Screw for Noviomagus Revision Mesh non sterile Ø3.5x25mm	NRM-1101-25
Bone Screw for Noviomagus Revision Mesh non sterile Ø3.5x30mm	NRM-1101-30
Bone Screw for Noviomagus Revision Mesh non sterile Ø3.5x35mm	NRM-1101-35

The Noviomagus Revision Meshes are CE marked. No rights can be derived from the information in this brochure. Copyright: Spierings Orthopaedics B.V.

Other Noviomagus products manufactured by Spierings Orthopaedics B.V. are: Noviomagus Impactor Set, Noviomagus Mini Mill, Noviomagus Bone Mill and the Noviomagus Femoral Head Reamer Set.



Manufactured by:
Spierings Orthopaedics B.V.
Madoerastraat 24
6524 LH Nijmegen
The Netherlands
T: +31 -(0)24-3501603
F: +31 -(0)24-3501604
E: info@spierings.biz
I: www.spierings.biz